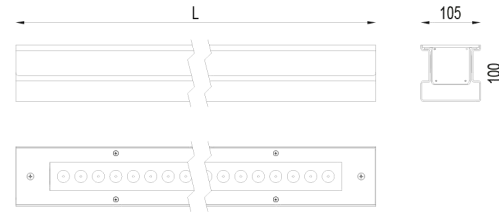



# HLU



<b>Application</b>	In-ground luminaire, designed for architectural and modern building illuminations. Creating light effects, exposing and highlighting details of the illuminated objects.
<b>Installation</b>	Outdoor
<b>Mounting</b>	In-ground
<b>Material</b>	Anodized aluminium
<b>Details</b>	Stainless steel ring 316L
<b>CRI</b>	Min 80
<b>Options</b>	-
<b>Power supply</b>	230V, 50 Hz
<b>Safety class</b>	I or II (in option)



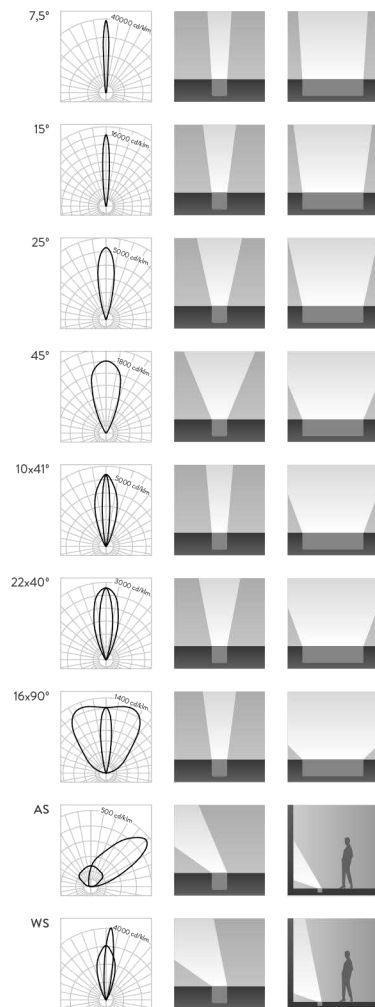
TYPE	9LED - 12W	18LED - 24W	27LED - 34W	36LED - 45W
<b>WEIGHT</b>	8,3 kg	14 kg	19,5 kg	24,5 kg
<b>L</b>	447mm	725mm	1009mm	1287mm



REVA HLU (27LED - 34W)

REVA HLU - zoom in

TYPE				
9LED - 12W	HLU	9	...	...
18LED - 24W	HLU	18	...	...
27LED - 34W	HLU	27	...	...
36LED - 45W	HLU	36	...	...
LED COLOR				
cool white 6500K	HLU	...	CW	...
neutral white 4000K	HLU	...	NW	...
warm white 3000K	HLU	...	WW	...
RED	HLU	...	R	...
GREEN	HLU	...	G	...
BLUE	HLU	...	B	...
ROYAL BLUE	HLU	...	RB	...
AMBER	HLU	...	A	...
RGB	HLU	...	RGB	...
OPTIC				
7,5°	HLU	...	...	7,5°
15°	HLU	...	...	15°
25°	HLU	...	...	25°
45°	HLU	...	...	45°
10x41°	HLU	...	...	10x41°
22x40°	HLU	...	...	22x40°
16x90°	HLU	...	...	16x90°
asymetric	HLU	...	...	AS°
wall-wash	HLU	...	...	WS°
e.g.	HL	18	WW	25°



Town Hall (Kalisz, Poland)